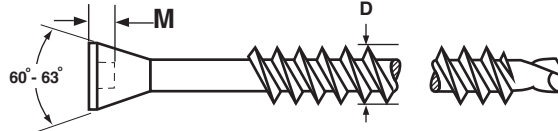
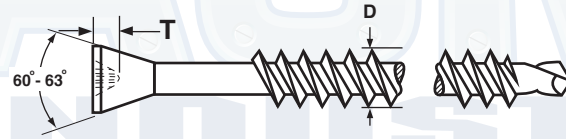
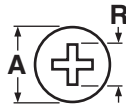


Trim Head

Self-Drilling

Self-Tapping Screws



TRIM HEAD SELF DRILLING SCREWS

Nominal Size & Number of Threads per Inch	D		R		T		S		M		A		Phillips Driver Size	Square Recess Driver Size	Torque Test (KG/CM)
	Major Thread Diameter		Phillips Drive		Square Drive		Recess Square		Recess Depth		Head Diameter				
	Max	Min	Max	Min	Max	Min	Max	Min	Max	Min	Max	Min			Min
6-20	.142	.133	.136	.121	.082	.066	.091	.089	.063	.047	.236	.216	1	1R	28
8-18	.169	.161	.136	.121	.082	.066	.091	.089	.063	.047	.275	.255	1	1R	45
8-18	.169	.161	.182	.168	.104	.079	.113	.110	.075	.060	.275	.255	2	2R	45
10-16	.189	.182	.182	.168	.110	.086	.113	.110	.075	.060	.331	.291	2	2R	70
14-14	.246	.240	-	-	-	-	.135	.131	.095	.080	.362	.333	-	3R	-
Tolerance on Length										± 0.06					

Description	A steel fastener with a spaced thread, a point that drills its own hole, and a countersunk flat head of a width 1/3 less than a standard self drilling screw.
Applications/ Advantages	Ideal for attaching base board or trim through one or two layers of drywall to 12 - 20 gauge metal studs:
Material	AISI 1016 - 1022 or equivalent steel.
Heat Treatment	Screws shall be quenched in liquid and then tempered by reheating to 625°F minimum.
Surface Hardness	Vickers HV 550 - 800
Case Depth	.004 minimum
Core Hardness (after tempering)	Vickers HV 270 - 450
Plating	Trim head self-drilling screws are commonly available in zinc plated coatings. See Appendix-A for details.