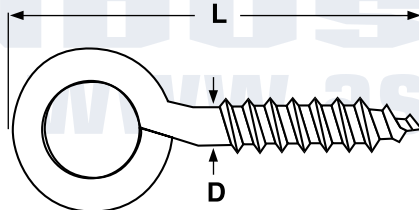
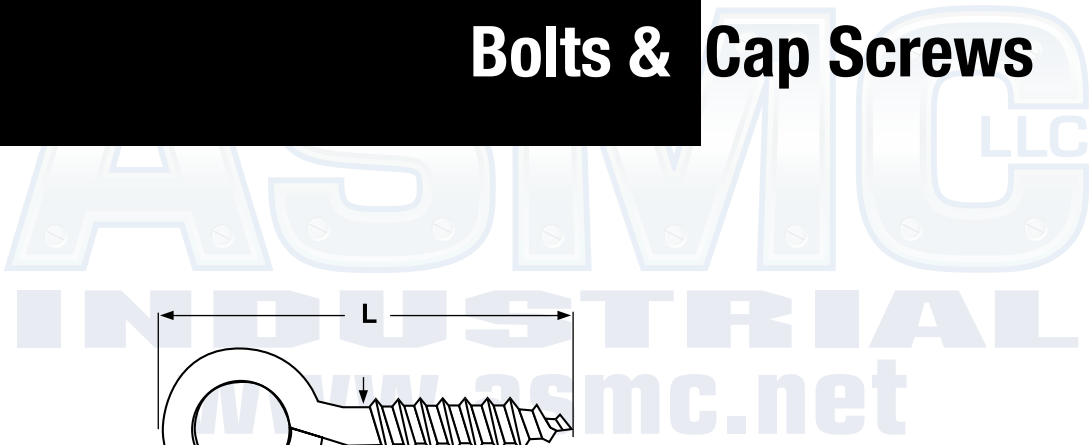
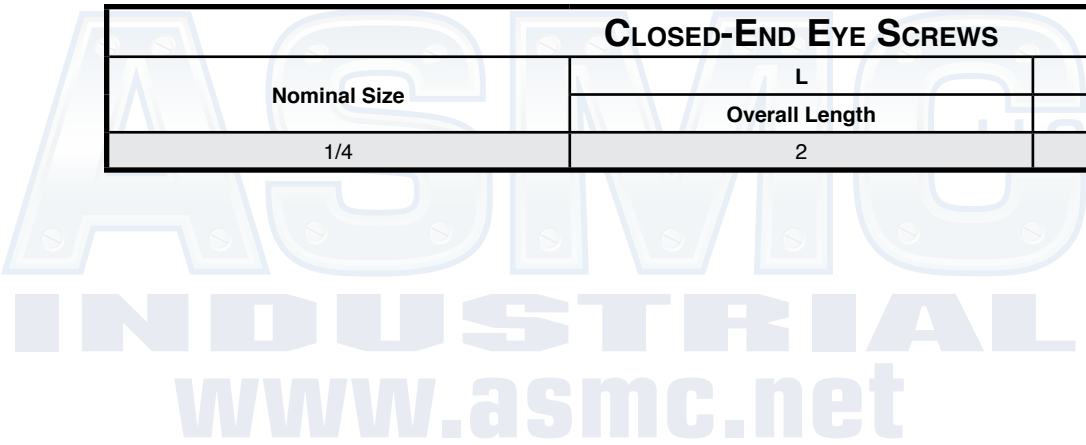


Closed-End Eye Screws

Bolts & Cap Screws



CLOSED-END EYE SCREWS		
Nominal Size	L Overall Length	D Major Diameter
1/4	2	.250



Description	An externally threaded fastener with spaced threads and a gimlet point. At the end opposite the gimlet point, the unthreaded section of the shank is turned into itself in a circular shape. This top end is considered "closed" if there is insufficient clearance area for a like-sized screw eye to pass through.
Applications / Advantages	A handy, economical part for use as a temporary fastening in wood. Can be used in overhead applications to suspend light weights for a short period of time. Can be used as part of a permanent fastening in side-to-side applications with hooks.
Material	Low carbon steel
Plating	Screw-eyes are typically supplied with a zinc finish.

